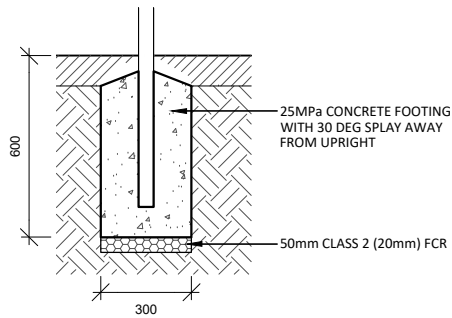
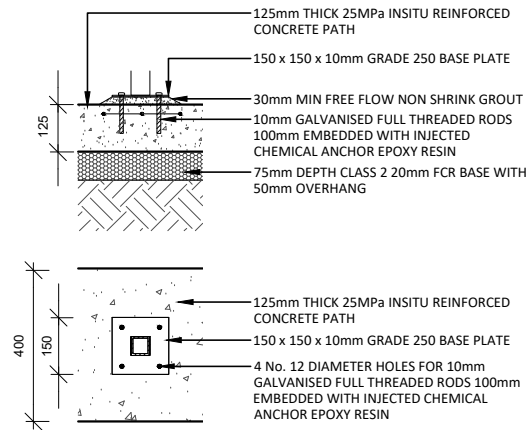


QUICK SPECIFICATION

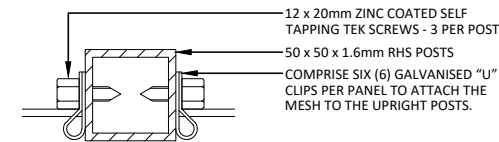
APPLICATION OR TYPICAL LOCATION:	TO BE CONFIRMED WITH COUNCIL REPRESENTATIVE
PRODUCT:	1220mm HIGH WIRE WELDED MESH FENCE
SUPPLIER:	CONTRACTOR TO NOMINATE
MATERIAL AND FINISH:	POSTS: RHS GALVANISED OR POWDER COATED BLACK POST WITH CAPS RAILS: WIRE WELDED MESH FENCE PANELS - HOT DIP GALVANISED OR POWDER COATED BLACK FINISH
FIXING / FOOTING:	INGROUND CONCRETE FOOTING
ADDITIONAL OPTIONS:	NOT APPLICABLE
AUSTRALIAN STANDARDS:	
STANDARD DRAWING CROSS REFERENCES:	SDL.3.01 - CONCRETE PATH



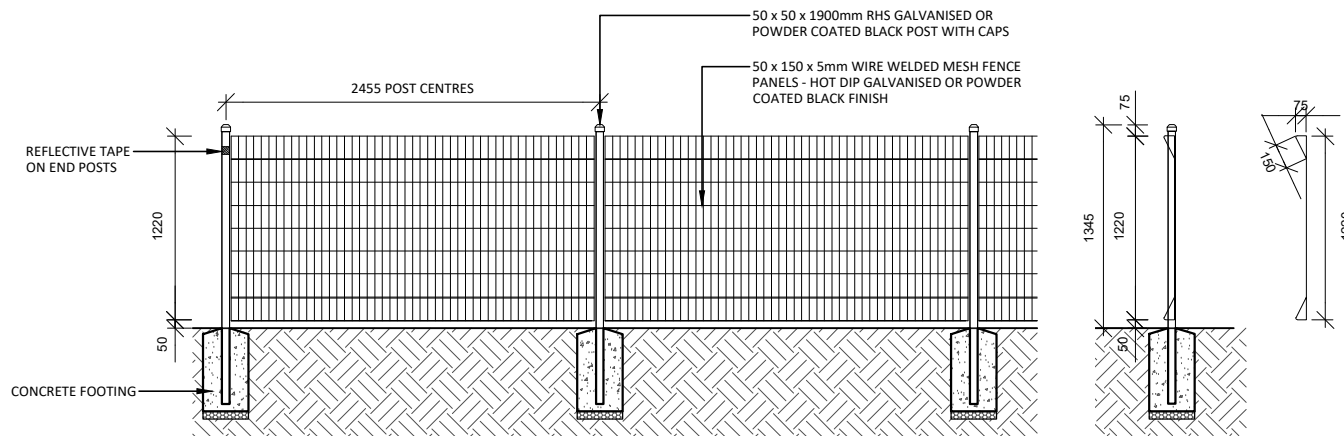
01 FOOTING SET IN CONCRETE - SECTION
SCALE: 1:25 @ A4



02 BASE PLATE ON CONCRETE PATH
SCALE: 1:20 @ A4



03 METHOD OF FIXING MESH PANELS TO POST - SECTION
SCALE: 1:5 @ A4



04 WELDED MESH FENCE - SECTION
SCALE: 1:50 @ A4



STANDARD DETAIL
LANDSCAPE CONSTRUCTION DETAIL

WELDED MESH FENCE DETAIL

DWG NO.

SDL.2.11

REVISION_A

Drawn	HK
Checked	AC, AN
Approved	JG
Date	JUNE 2023