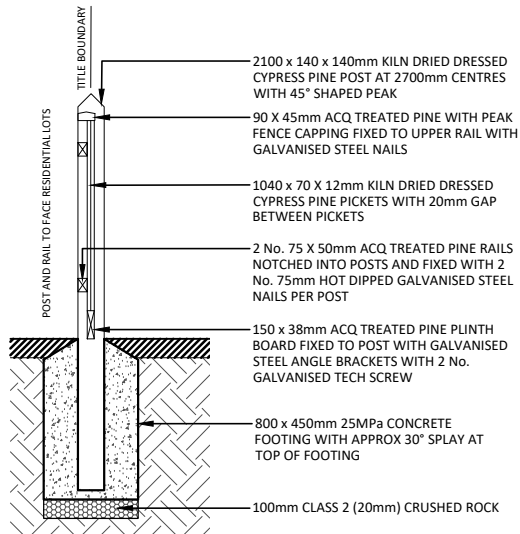
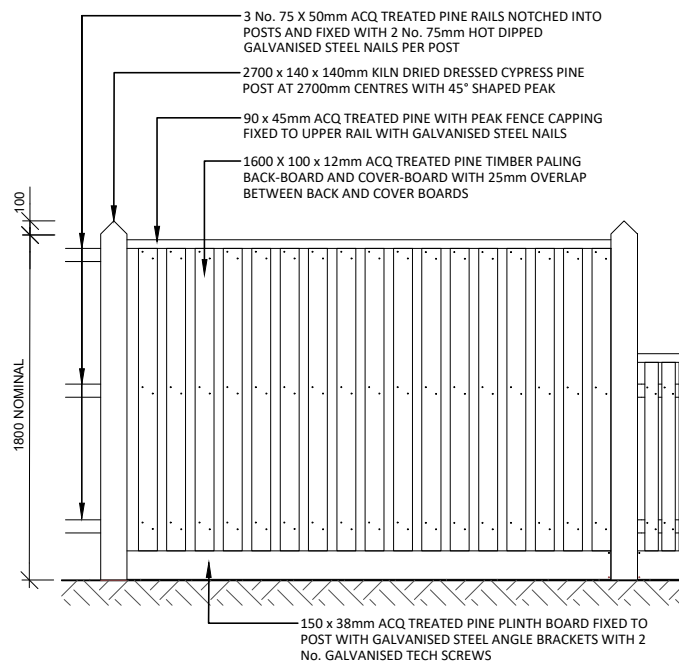


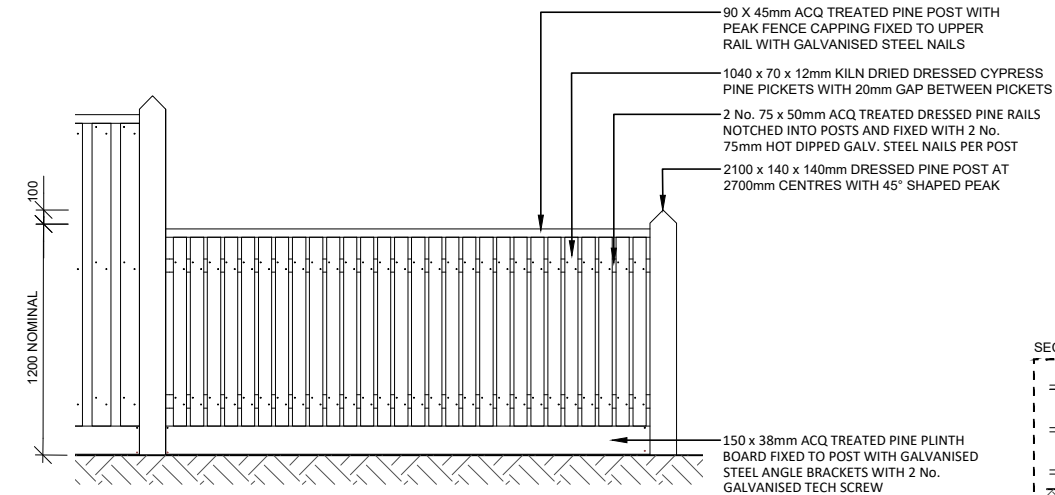
01 TIMBER PALING FENCE - SECTION  
SCALE: 1:40 @ A4



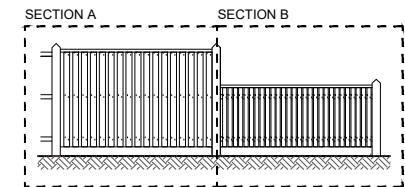
03 TIMBER PALING FENCE - SECTION  
SCALE: 1:40 @ A4



02 TIMBER PALING FENCE - SECTION A  
SCALE: 1:40 @ A4



04 TIMBER PALING FENCE - SECTION B  
SCALE: 1:40 @ A4



## QUICK SPECIFICATION

APPLICATION OR TYPICAL LOCATION:	TO BE CONFIRMED WITH COUNCIL REPRESENTATIVE
PRODUCT:	1200-1800 HIGH TIMBER PALING FENCE
SUPPLIER:	CONTRACTOR TO NOMINATE
MATERIAL AND FINISH:	POST: KILN DRIED DRESSED CYPRUS PINE POSTS (OR SIMILAR HARDWOOD WITH A NATURAL DURABILITY CLASS 1 RATING) PLINTH BOARD: ACQ TREATED PINE PLINTH BOARD (HAZARD CLASS H5) FIXED TO POSTS BY A HOT DIP GALVANISED STEEL BRACKET FIX WITH 2 HOT DIP GALVANISED TECH SCREWS. RAILS: ACQ TREATED PINE RAILS NOTCHED INTO POSTS AND FIXED WITH 2 No. 75mm HOT DIPPED GALVANISED STEEL NAILS CAPPING: CAPPING MUST BE 90mm x 45mm MACHINED ACQ TREATED PINE PEAKED FENCE CAP (HAZARD CLASS H5) FIXED IN POSITION BY 75mm LONG HOT DIP GALVANISED FLAT HEAD NAILS.
FIXING / FOOTING:	INGROUND CONCRETE FOOTING
ADDITIONAL OPTIONS:	NOT APPLICABLE
AUSTRALIAN STANDARDS:	
STANDARD DRAWING CROSS REFERENCES:	

Drawn	HK
Checked	AC, AN
Approved	JG
Date	JUNE 2023



STANDARD DETAIL  
LANDSCAPE CONSTRUCTION DETAIL

PREFERRED TIMBER PALING FENCE DETAIL

DWG NO.  
**SDL.2.24**

REVISION\_A