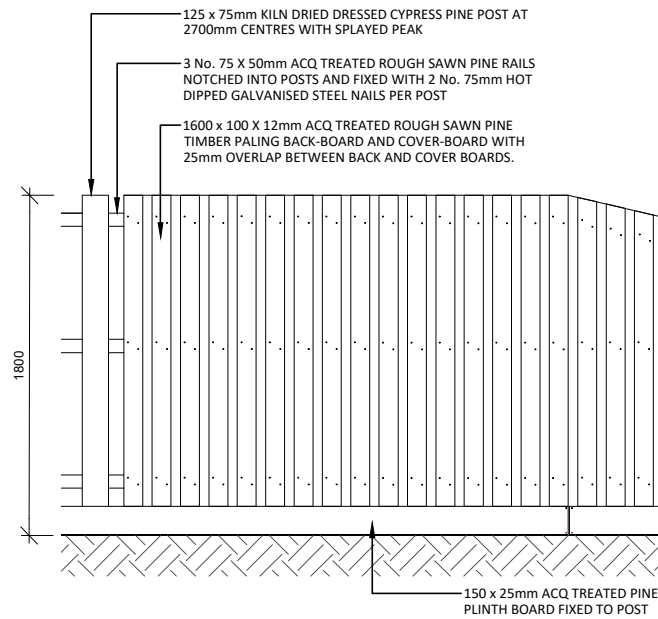
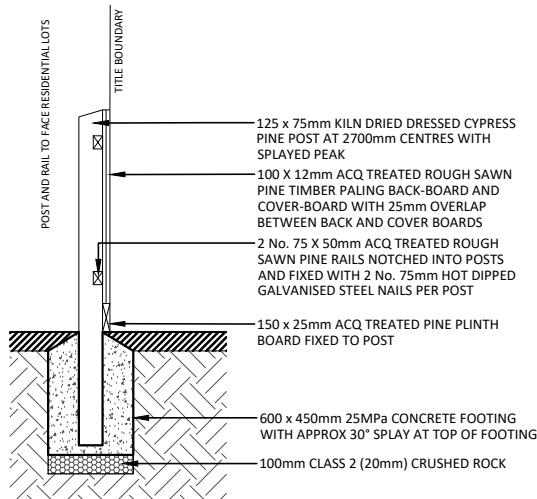


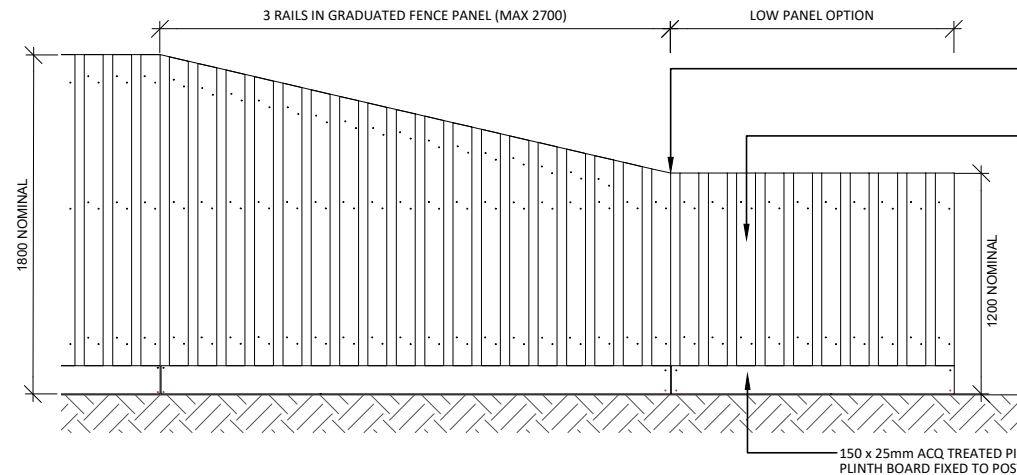
01 TREATED PINE POST - SECTION
SCALE: 1:40 @ A4



02 TIMBER PALING FENCE - SECTION A
SCALE: 1:40 @ A4



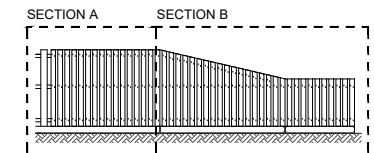
03 TREATED PINE POST - SECTION
SCALE: 1:40 @ A4



04 TIMBER PALING FENCE - SECTION B
SCALE: 1:40 @ A4

QUICK SPECIFICATION

APPLICATION OR TYPICAL LOCATION:	TO BE CONFIRMED WITH COUNCIL REPRESENTATIVE
PRODUCT:	1200-1800 HIGH TIMBER PALING FENCE
SUPPLIER:	CONTRACTOR TO NOMINATE
MATERIAL AND FINISH:	POST: KILN DRIED DRESSED CYPRESS PINE POST (OR SIMILAR HARDWOOD WITH A NATURAL DURABILITY CLASS 1 RATING) PLINTH BOARD: ACQ TREATED PINE PLINTH BOARD (HAZARD CLASS H5) FIXED TO POSTS BY A HOT DIP GALVANISED STEEL BRACKET FIX WITH 2 HOT DIP GALVANISED TECH SCREWS. RAILS: ACQ TREATED ROUGH SAWN PINE RAILS NOTCHED INTO POSTS AND FIXED WITH 2 No. 75mm HOT DIPPED GALVANISED STEEL NAILS
FIXING / FOOTING:	INGROUND CONCRETE FOOTING
ADDITIONAL OPTIONS:	NOT APPLICABLE
AUSTRALIAN STANDARDS:	
STANDARD DRAWING CROSS REFERENCES:	



STANDARD DETAIL LANDSCAPE CONSTRUCTION DETAIL TIMBER PALING FENCE DETAIL

DWG NO.
SDL.2.25

REVISION_A

Drawn	HK
Checked	AC, AN
Approved	JG
Date	JUNE 2023